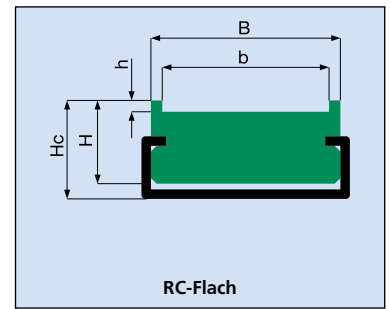
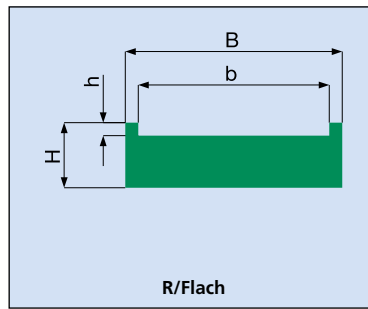
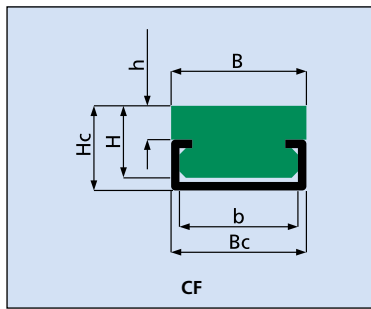


Kettenführungen

Riemenführungen

Typ CF Flachprofil



Artikel-Nr. Ketten Fuchs	Artikel-Nr. CF-Flachprofil	B	H	Hc	h	b	BC	C-Profil
CF 1 H 05 OC	770001	20,0	5,0	6,0	0,8	22,0	24,0	C-2452
CF 1 H 10 OC	770002	20,0	10,0	11,0	5,8	22,0	24,0	C-2452
CF 3 H 10 OC	770003	20,0	10,0	14,0	4,0	17,0	20,0	C-2010
CF 3 H 15 OC	770004	20,0	15,0	17,0	7,0	17,0	20,0	C-2010
CF 3 H 18 OC	770005	20,0	18,0	20,0	10,0	17,0	20,0	C-2010
CF 5 H 10 OC	770006	28,0	10,0	15,0	3,0	24,0	28,0	C-2812
CF 5 H 15 OC	770007	28,0	15,0	18,0	6,0	24,0	28,0	C-2812
CF 9 H 12 OC	770008	38,0	12,0	22,0	4,0	33,0	38,0	C-3818
CF 9 H 20 OC	770009	38,0	20,0	25,0	7,0	33,0	38,0	C-3818
CF 12 H 20 OC	770010	60,0	20,0	30,0	10,0	55,0	60,0	C-6020

Typ R/Flach

Artikel-Nr. Ketten Fuchs	B	H	b	h
R 20x15	24,0	12,0	16,0	2,0
R 20x20	29,0	12,0	21,0	2,0
R 20x25	34,0	12,0	26,0	2,0
R 25x20	29,0	14,0	21,0	2,5
R 25x30	39,0	14,0	31,0	2,5
R 25x40	49,0	14,0	41,0	2,5
R 30x30	39,0	15,0	31,0	3,0
R 30x40	49,0	15,0	41,0	3,0
R 30x50	59,0	15,0	51,0	3,0
R 40x40	49,0	15,0	41,0	4,0
R 40x50	59,0	15,0	51,0	4,0
R 40x60	69,0	18,0	61,0	4,0

Typ RC/Flach

Artikel-Nr. Ketten Fuchs	B	H	Hc	b	h	C-Profil
R 20x15 C	24,0	15,0	18,0	16,0	2,0	C-2010
R 20x20 C	29,0	18,0	21,0	21,0	2,0	C-2812
R 20x25 C	34,0	18,0	21,0	26,0	2,0	C-2812
R 25x20 C	29,0	18,0	21,0	21,0	2,5	C-2812
R 25x30 C	39,0	22,0	26,0	31,0	2,5	C-3818
R 25x40 C	49,0	22,0	26,0	41,0	2,5	C-3818
R 30x30 C	39,0	22,0	26,0	31,0	3,0	C-3818
R 30x40 C	49,0	22,0	26,0	41,0	3,0	C-3818
R 30x50 C	59,0	25,0	29,0	51,0	3,0	C-6020
R 40x40 C	49,0	25,0	29,0	41,0	4,0	C-3818
R 40x50 C	59,0	25,0	29,0	51,0	4,0	C-6020
R 40x60 C	69,0	28,0	32,0	61,0	4,0	C-6020

Standardlänge: 2000 mm. Auf Wunsch jede Stärke und Länge lieferbar.
Weitere Kettenführungen, sowie Riemenführungen auf Anfrage.